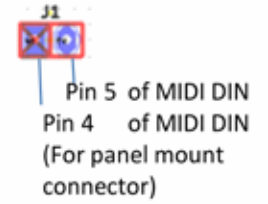


# MIDI Module Interface SO-02-001 Rev. F Headers Pinout

Rev. A 14 September 2014

J1: MIDI IN header



J6: MIDI THRU



J7: MIDI OUT



Some modules might support midi out for patch dump, etc..

NOTE:  
MIDI THRU/OUT  
Connection to  
Female midi  
Connector:



www.excelvalley.com

J5: Board Voltage Header



J11: Line in header



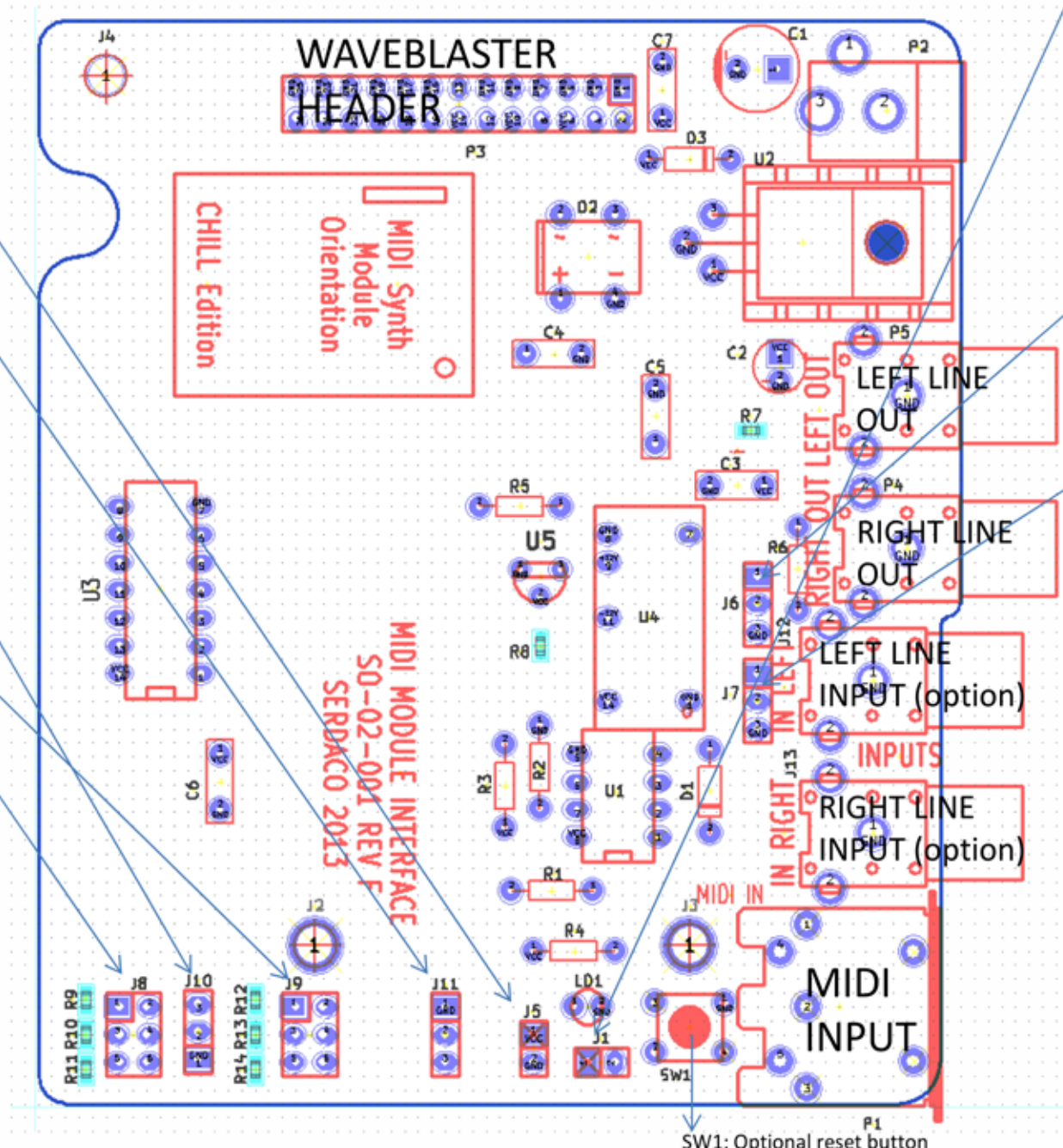
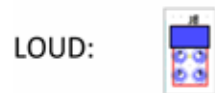
J10: Line out header



J9: Volume Attenuation  
Left Side

J8: Volume Attenuation  
Right Side

Volume selection jumper  
positions for J8 and J9 :



SW1: Optional reset button